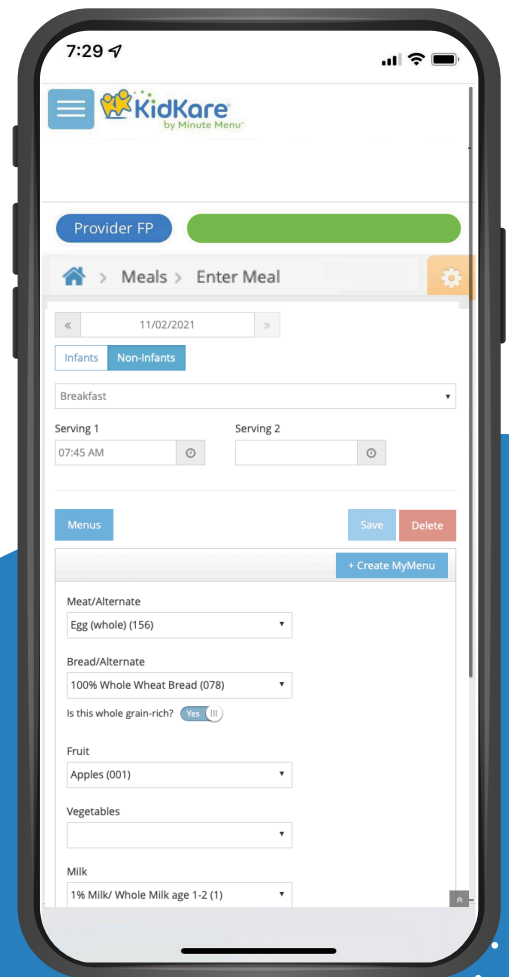
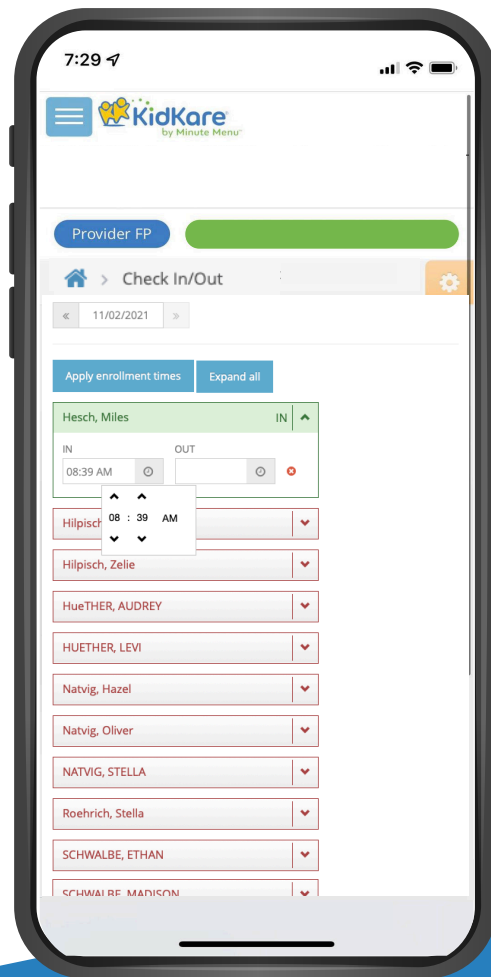


KidKare Software

We're going to help you control
your time.



With KidKare, you can spend more time doing what you love – caring for your kids – and less time on paperwork.

KidKare software for childcare providers is the answer to the paperwork problem that many providers face. With this software, you can track attendance, plan menus, track meals, and submit your monthly CACFP claims.



Features

Enroll Kids

4

Track Attendance

5

Plan & Record Meals

6

Send Claims to Your Sponsor

7

KidKare Support

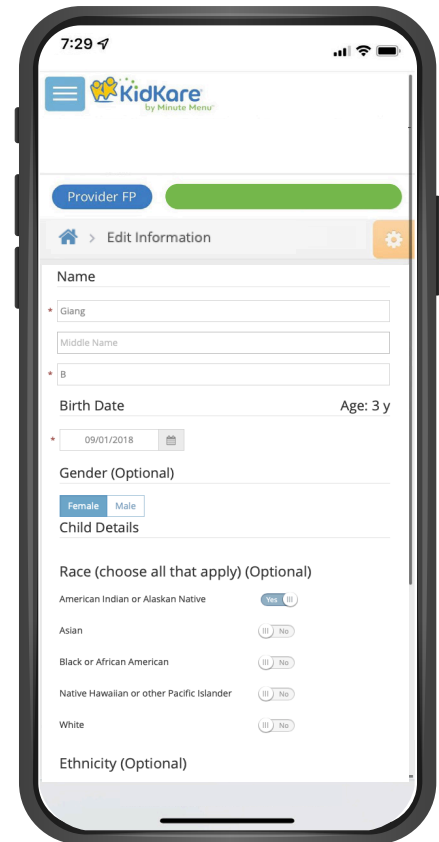
8

Enroll Kids

No more paper, no more cost of storage, no more missing documents

Create and manage child profiles with just a few steps.

When you enroll participants manually, you provide all child details required for enrollment. Once you save this information, the participant is added as Pending. Your sponsor must activate these participants once appropriate documentation is received.



The image shows a smartphone displaying the KidKare mobile application interface. The app is titled "KidKare by Minute Menu". The screen shows a form for editing a child's information. The form includes fields for Name (First Name: Glang, Middle Name, Last Name: B), Birth Date (09/01/2018, Age: 3 y), Gender (Optional) with buttons for Female and Male, and Race (Optional) with radio buttons for American Indian or Alaskan Native, Asian, Black or African American, Native Hawaiian or other Pacific Islander, and White. There is also an Ethnicity (Optional) field. The top of the screen shows the time 7:29 and a "Provider FP" button. The bottom of the screen shows a home button and a settings gear icon.

Learning Materials

Click the buttons below to learn more!

Enroll Participants

Manage Participants

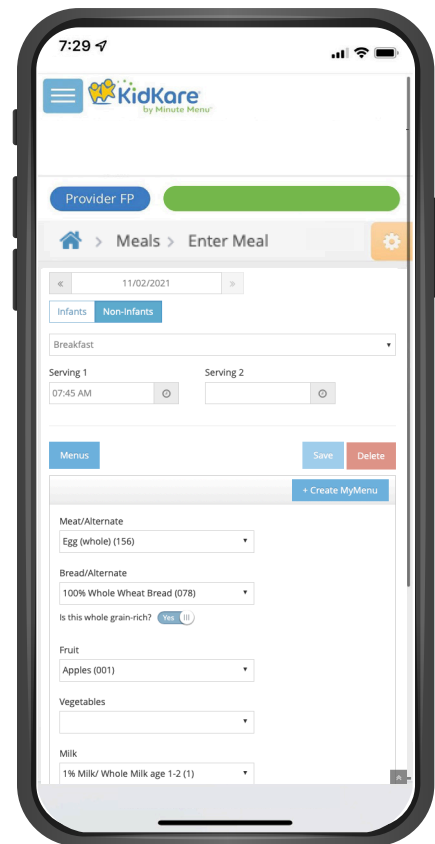
Track Attendance

Check-in & check-out with a single click

KidKare allows you to manage attendance by providing you with an easy way to check participants in and out.

You must check participants in each day before you can record meals for them. This ensures that participants are actually present at each meal served.

You can also record participant temperatures while checking participants in and out for the day to screen for illness.



Learning Materials

Click the buttons below to learn more!

Manage Attendance

Add and Edit Check In and Out Times

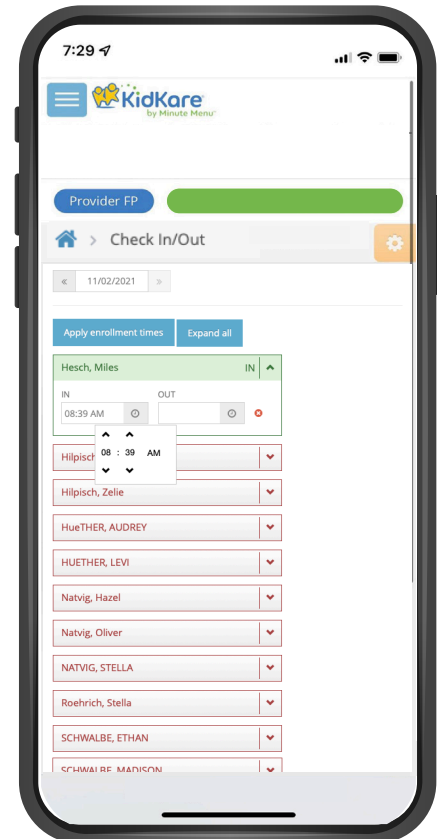
Record Temperatures During Check-In

Plan & Record Meals

Record your creditable meal components and meal counts

Remain in compliance with CACFP policies without worry.

Infant and non-infant meals are recorded separately to allow you to meet meal pattern requirements for each. If you or your sponsor have created pre-planned menus, you can select a menu instead of entering the components individually.



Learning Materials

Click the buttons below to learn more!

Manage Meals & Menus

Record a Meal

Delete a Meal

Create a Reusable Menu

Copy and Paste a Month of Menus

Schedule Menus

Print Scheduled Menus from the Calendar



Send Claims to Your Sponsor

Submit your claims on time and have better recordkeeping habits

You've recorded meals and taken attendance. Now, it's time to submit your claim.

At the end of the month, send claims to your sponsor on the Send to Sponsor page. Note that once you send your claim to your sponsor, your food program information (menus, attendance, and meal counts) will no longer be editable. If you send a claim and then realize a change is needed, contact your food program sponsor for assistance.

Month	Last Calculated	Free %	Reduced %	Paid %	ADA	Claimed
June 2021	07/29/2021	33.33%	15.15%	51.52%	32	\$1,125.64
May 2021	07/29/2021	60.00%	0.00%	40.00%	5	\$0.00
January 2021	02/22/2021	33.33%	15.15%	51.52%	33	\$0.00
October 2020	10/09/2020	37.50%	9.38%	53.13%	22	\$7.58
September 2020	09/01/2020	40.00%	6.67%	53.33%	15	\$0.00
December 2019	12/16/2019	62.50%	20.83%	16.67%	22	\$245.77
November 2019	12/06/2019	100.00%	0.00%	0.00%	1	\$0.00
October 2019	11/08/2019	33.33%	33.33%	33.33%	3	\$0.31

Learning Materials

Click the buttons below to learn more!

[Manage Claims](#)

[Send Claims to Your Sponsor](#)

[View Claims](#)



Our Support Team Is Here For You

How can we help you?

Your KidKare software subscription comes with access to different support tools.

We offer different ways for you to learn about KidKare software quickly, including articles, live chat, and in-app tutorials.

Once you become a customer, you will be able to access our different support tools! In our Knowledge Base, you will find articles that teach you how to use the software step-by-step. Our Live Chat allows you to get help while using the software. And, our in-app guides walk you through setting up KidKare software.

Learning Materials

Click the buttons below to learn more!

Knowledge Base

Live Chat

App-Guides

