

Fri 06/02/2023		[B]	[L]	[P]			
Ann, Mary 4Y 5M	AG-P Sch-NA Rel-N Att-Y	Enrollment Meals: BALP		DO/PU: 8:00 am 5:00 pm			
* enrollment		[B]	L	P]			
* claimed		B	L	P			
Armstrong, Cody 4Y 1M	AG-P Sch-NA Rel-N Att-Y	Enrollment Meals: BALPDE		DO/PU: 7:00 am 4:00 pm			
* enrollment	TV	[B	L	P]			
* claimed		B	L	P			
Baker, Elliot 1Y 8M	AG-I Sch-NA Rel-N Att-Y	Enrollment Meals: BALPD		DO/PU: 8:00 am 5:00 pm			
* enrollment	TV	[B	L	P]			
* claimed		B	L	P			
Bean, Paul 9Y 3M	AG-P Sch-NA Rel-N Att-Y	Enrollment Meals: BALP		DO/PU: 8:00 am 5:00 pm			
* enrollment		[B	L	P]			
* claimed		B	L	P			
Bosque, Magenta 4Y 10M	AG-P Sch-NA Rel-N Att-Y	Enrollment Meals: BALPD		DO/PU: 5:00 am 6:00 pm			
* enrollment	[B	L	P]			
* claimed		B	L	P			
Total enrollment/daily in-out		B1: 5	A1: 0	L1: 5	P1: 5	D1: 0	E1: 0
Total claimed		B1: 4	A1: 0	L1: 5	P1: 5	D1: 0	E1: 0

Mon 06/05/2023		[B]	[L]	[P]
Ann, Mary 4Y 5M AG-P Sch-NA Rel-N Att-Y	Enrollment Meals: BALP		DO/PU: 8:00 am 5:00 pm	
* enrollment	[B	L	P]
* claimed	B	L	P	
Armstrong, Cody 4Y 1M AG-P Sch-NA Rel-N Att-Y	Enrollment Meals: BALPDE		DO/PU: 7:00 am 4:00 pm	
* enrollment TV	[B	L	P]
* claimed	B	L	P	
Baker, Elliot 1Y 8M AG-I Sch-NA Rel-N Att-Y	Enrollment Meals: BALPD		DO/PU: 8:00 am 5:00 pm	
* enrollment TV	[B	L	P]
* claimed	B	L	P	
Bean, Paul 9Y 3M AG-P Sch-NA Rel-N Att-Y	Enrollment Meals: BALP		DO/PU: 8:00 am 5:00 pm	
* enrollment	[B	L	P]
* claimed	B	L	P	
Bosque, Magenta 4Y 10M AG-P Sch-NA Rel-N Att-Y	Enrollment Meals: BALPD		DO/PU: 5:00 am 6:00 pm	
* enrollment	[B	L	P]
* claimed	B	L	P	
Brown, John 2Y 11M AG-P Sch-NA Rel-N Att-Y	Enrollment Meals: BLP		DO/PU: 7:00 am 6:00 pm	
* enrollment	[B	L	P]
* claimed	B	L	P	
Total enrollment/daily in-out	B1: 6 A1: 0 L1: 6 P1: 6 D1: 0 E1: 0			
Total claimed	B1: 6 A1: 0 L1: 6 P1: 5 D1: 0 E1: 0			

Tue 06/06/2023		[B]	[L]	[P]
Armstrong, Cody	4Y 1M AG-P Sch-NA Rel-N Att-Y	Enrollment Meals: BALPDE		DO/PU: 7:00 am 4:00 pm
* enrollment	TV	[B	L	P]
* claimed		B	L	P
Baker, Elliot	1Y 8M AG-I Sch-NA Rel-N Att-Y	Enrollment Meals: BALPD		DO/PU: 8:00 am 5:00 pm
* enrollment	TV	[B	L	P]
* claimed		B	L	P
Bosque, Magenta	4Y 10M AG-P Sch-NA Rel-N Att-Y	Enrollment Meals: BALPD		DO/PU: 5:00 am 6:00 pm
* enrollment	[B	L	P]
* claimed		B	L	P
Brown, John	2Y 11M AG-P Sch-NA Rel-N Att-Y	Enrollment Meals: BLP		DO/PU: 7:00 am 6:00 pm
* enrollment	[B	L	P]
* claimed		B	L	P
Total enrollment/daily in-out		B1: 4	A1: 0	L1: 4 P1: 4 D1: 0 E1: 0
Total claimed		B1: 4	A1: 0	L1: 4 P1: 4 D1: 0 E1: 0

Wed 06/07/2023		[B]	[L]	[P]
Ann, Mary 4Y 5M AG-P Sch-NA Rel-N Att-Y			Enrollment Meals: BALP	DO/PU: 8:00 am 5:00 pm
* enrollment	[B		L	P]
* claimed	B		L	P
Armstrong, Cody 4Y 1M AG-P Sch-NA Rel-N Att-Y			Enrollment Meals: BALPDE	DO/PU: 7:00 am 4:00 pm
* enrollment TV [B			L	P]
* claimed	B		L	P
Bosque, Magenta 4Y 10M AG-P Sch-NA Rel-N Att-Y			Enrollment Meals: BALPD	DO/PU: 5:00 am 6:00 pm
* enrollment [B			L	P]
* claimed	B		L	P
Brown, John 2Y 11M AG-P Sch-NA Rel-N Att-Y			Enrollment Meals: BLP	DO/PU: 7:00 am 6:00 pm
* enrollment [B			L	P]
* claimed	B		L	P
Total enrollment/daily in-out	B1: 4	A1: 0	L1: 4	P1: 4 D1: 0 E1: 0
Total claimed	B1: 4	A1: 0	L1: 4	P1: 4 D1: 0 E1: 0


Time of Day 5 * | * 6 * | * 7 * | * 8 * | * 9 * | * 10 * | * 11 * | * 12 * | * 1 * | * 2 * | * 3 * | * 4 * | * 5 * | * 6 * | * 7 * | * 8 * | * 9 * | * 10


Thu 06/08/2023	[B]	[L]	[P]
Ann, Mary 4Y 5M AG-P Sch-NA Rel-N Att-Y	Enrollment Meals: BALP		DO/PU: 8:00 am 5:00 pm
* enrollment	[B	L	P]
* claimed	B	L	P
Baker, Elliot 1Y 8M AG-I Sch-NA Rel-N Att-Y	Enrollment Meals: BALPD		DO/PU: 8:00 am 5:00 pm
* enrollment TV	[B	L	P]
* claimed	B	L	P
Bean, Paul 9Y 3M AG-P Sch-NA Rel-N Att-Y	Enrollment Meals: BALP		DO/PU: 8:00 am 5:00 pm
* enrollment	[B	L	P]
* claimed	B	L	P
Bosque, Magenta 4Y 10M AG-P Sch-NA Rel-N Att-Y	Enrollment Meals: BALPD		DO/PU: 5:00 am 6:00 pm
* enrollment [B	L	P]
* claimed	B	L	P
Brown, John 2Y 11M AG-P Sch-NA Rel-N Att-Y	Enrollment Meals: BLP		DO/PU: 7:00 am 6:00 pm
* enrollment [B	L	P]
* claimed	B	L	P
Total enrollment/daily in-out	B1: 5 A1: 0 L1: 5 P1: 5 D1: 0 E1: 0		
Total claimed	B1: 5 A1: 0 L1: 4 P1: 4 D1: 0 E1: 0		


Child Attendance Reconciliation Report

06/02/2023 thru 06/08/2023

TV = Times Vary DV = Days Vary Ø = child not enrolled for day. Red=Not DV Lower case meal letter = child not enrolled for meal, times were used.
 AG = Age Group I=Infant T=Toddler P=PreSchool S=SchoolAge
 ATT = Child marked as in attendance for the day
 Sch (School Codes): A=AM Kindergarten D=AM Headstart H=Home School K=Kindergarten L=All-day Headstart M=PM Kindergarten
 N=No School P=PM Headstart S=School Age T=Private School Y=Year-round School NA=Not Applicable
 Rel (Relation): F=Provider's Foster Child H=Helpers Child N=Not Related/Day Care Child O=Own Child R=Related, Non-Resident

 Red boxes = Over Claims - children claimed when enrollment or daily in/out data don't support the meal being claimed.

 Fuchsia boxes = Over Claims - child not approved for meal but child meal times valid for meal.

 Yellow boxes = Under Claims - children that should have been claimed based on enrollment or daily/in out data, but weren't.

Brackets indicate time of day for provider meals (at top of page) or child enrollment/daily in-out times (on each child line).